



SPONSOR: **Barrier Fencing Systems**
Saskatoon, Saskatchewan, Canada

Sound Transmission Loss
RAL™-TL22-065

CONDUCTED: 2022-03-31

Page 1 of 12

ON: 2inch Barrier Fence System (EPS board insulation 26ga. steel cladding and SMP finish)

TEST METHODOLOGY

The test reported in this document conformed explicitly with ASTM E90-09 (2016): "Standard Test Method for Laboratory Measurement of Airborne Sound Transmission Loss of Building Partitions and Elements." The single number rating of the specimen was calculated according to ASTM E413-16: "Classification for Rating Sound Insulation." A description of the measurement procedure and room specifications is available upon request. The transmission loss values are for a single direction of measurement. The results presented in this report apply to the sample as received from the test sponsor.

INFORMATION PROVIDED BY SPONSOR

The test specimen was designated by the sponsor as 2inch Barrier Fence System (EPS board insulation 26ga. steel cladding and SMP finish). The following nominal product information was provided by the sponsor prior to testing. The accuracy of such sponsor-provided information can affect the validity of the test results.

Product Under Test

Trade Name: Barrier Fence
Manufacturer: Barrier Fence

SPECIMEN MEASUREMENTS & TEST CONDITIONS

Through a full external visual inspection performed on the test specimen, personnel verified the following specimen properties:

Framing

Materials: Metal
Thickness: 1.13 kg (2.5 lbs)
Overall Weight: 27.1 kg (59.75 lbs)



Test Report

Barrier
2022-03-31

RAL™-TL22-065
Page 2 of 12

Planks

Materials: EPS board, metal cladding
Dimensions: 9 planks @ 2299 mm (90.5 in.) by 305 mm (12 in.)
Thickness: 51 mm (2 in.)
Overall Weight: 82.33 kg (181.5 lbs)
Installation: Fit into metal framing pieces

Overall Specimen Measurements

Dimensions: 2.43 m (95.75 in.) wide by 2.74 m (108.0 in) high
Thickness: 64 mm (2.5 in.)
Weight: 109.2 kg (240.75 lbs)
Overall Area: 6.672 m² (71.81 ft²)
Mass per Unit Area: 16.4 kg/m² (3.35 lbs/ft²)

Test Aperture

Opening Size: 2.74 m (9.0 ft.) by 4.27 m (14.0 ft.)
Filler Wall: Yes
Aperture Size: 2.43 m (95.75 in.) wide by 2.74 m (108.0 in) high
Transmission Area: 6.672 m² (71.81 ft²)
Sealed: Entire periphery (both sides) with dense mastic

Test Environment

Source Room

Volume: 177.11 m³
Temperature: 22.2 °C ± 0.0 °C
Relative Humidity: 50.5 % ± 1.0 %

Receive Room

Volume: 178.33 m³
Temperature: 21.7 °C ± 0.0 °C
Relative Humidity: 52.5 % ± 1.0 %

Requirements

Temperature: 22° C +/- 2° C, not more than 3° C change over all tests.
Relative Humidity: ≥ 30%, not more than +/- 3% change over all tests.

Barrier
2022-03-31

RAL™-TL22-065
Page 3 of 12



Figure 1 – Specimen mounted in test opening, as viewed from source room



Figure 2 – Specimen mounted in test opening, as viewed from receive room

Barrier
2022-03-31

RAL™-TL22-065
Page 4 of 12



Figure 3 – Test specimen frame piece



Figure 4 – Test specimen planks prior to installation

Barrier
2022-03-31

RAL™-TL22-065
Page 5 of 12




Figure 5 – Test specimen plank fit into framing



Figure 6 – Test specimen assembled, prior to installation in test aperture

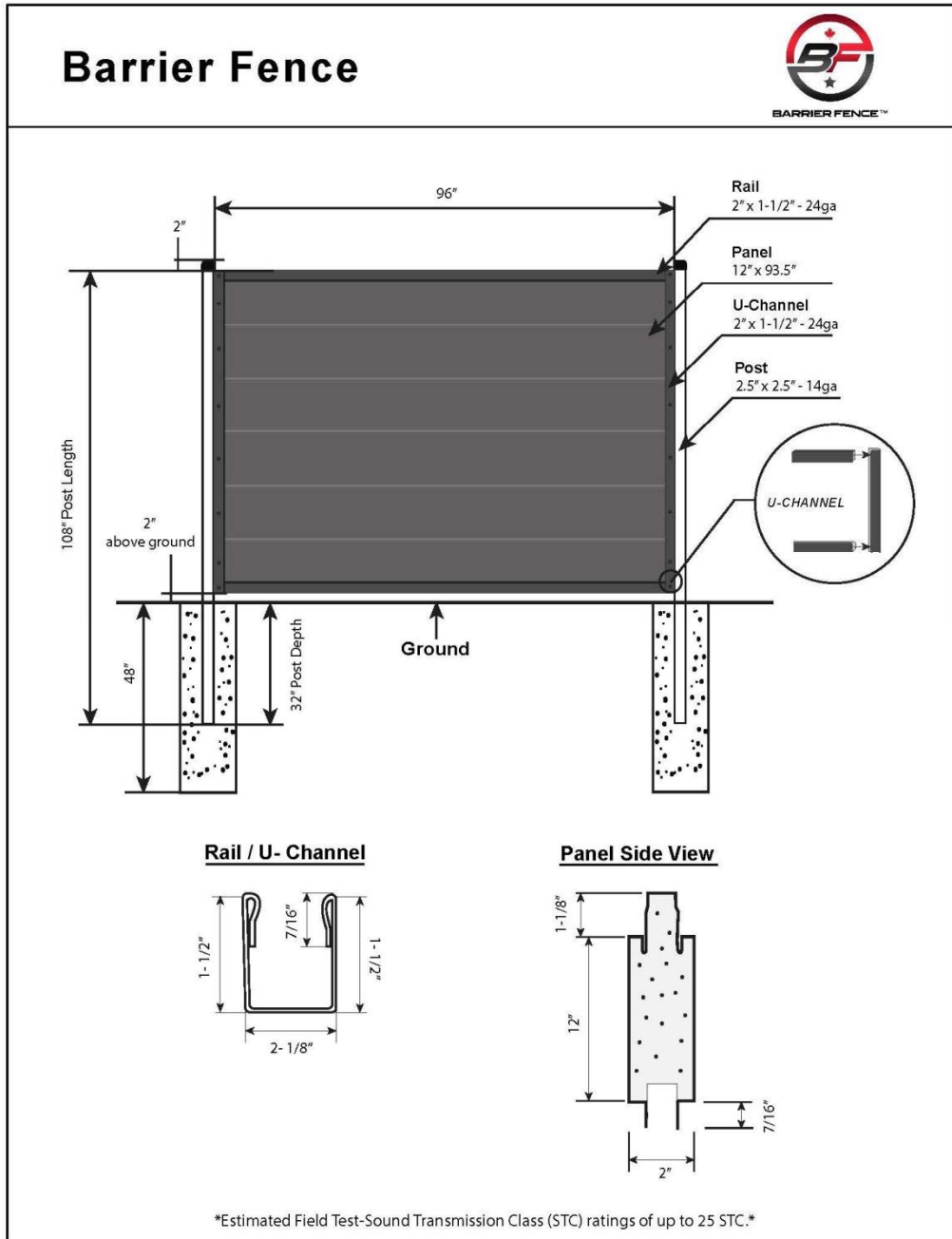


Figure 7 – Test specimen diagram



Test Report

Barrier
2022-03-31

RAL™-TL22-065
Page 7 of 12

TEST RESULTS

Sound transmission loss values are tabulated at the eighteen standard frequency bands. A graphic presentation of the data and additional information appear on the following pages. The precision of the transmission loss test data is within the limits set by the ASTM Standard E90-09 (2016). See Appendix A for identification of corrections applied to the reported data.

<u>FREQ.</u>	<u>TL</u>	<u>ΔTL</u>	<u>DEF.</u>	<u>FREQ.</u>	<u>TL</u>	<u>ΔTL</u>	<u>DEF.</u>
100	17	1.01	0	800	27	0.24	0
125	21	0.48	0	1000	27	0.20	1
160	20	0.43	0	1250	23	0.15	6
200	22	0.42	0	1600	21	0.16	8
250	22	0.33	0	2000	35	0.10	0
315	23	0.32	0	2500	37	0.10	0
400	24	0.24	0	3150	37	0.10	0
500	26	0.17	0	4000	41	0.09	0
630	27	0.25	0	5000	44	0.09	0

STC=25

ABBREVIATION INDEX

FREQ. = 1/3 OCTAVE BAND CENTER FREQUENCY, Hz

TL = TRANSMISSION LOSS, dB

ΔTL = 95% CONFIDENCE INTERVAL FOR TL MEASUREMENTS, dB

DEF. = DEFICIENCIES, dB BELOW SHIFTED STC CONTOUR (SUM OF DEF = 15)

STC = SOUND TRANSMISSION CLASS



Test Report

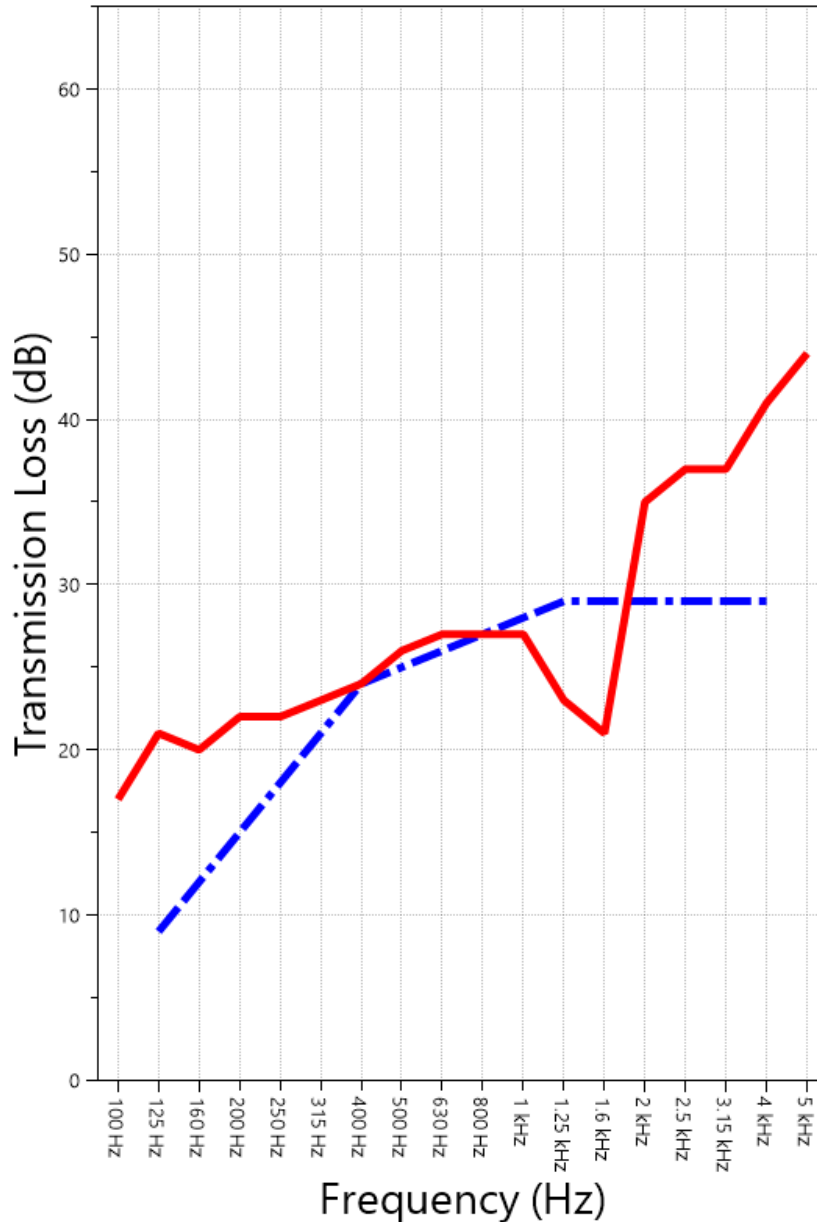
Barrier
2022-03-31

RAL™-TL22-065

Page 8 of 12

SOUND TRANSMISSION REPORT

2inch Barrier Fence System (EPS board insulation 26ga. steel cladding and SMP finish)



STC=25

OITC=24



TRANSMISSION LOSS

SOUND TRANSMISSION CLASS CONTOUR



Test Report

Barrier
2022-03-31

RAL™-TL22-065
Page 9 of 12

APPENDIX A: Extended Frequency Range Data

Specimen: 2inch Barrier Fence System (EPS board insulation 26ga. steel cladding and SMP finish) (See Full Report)

The following non-accredited data were obtained in accordance with ASTM E90-09 (2016), but extend beyond the defined frequency range of 100Hz to 5,000Hz. These unofficial results are representative of the RAL test environment only and intended for research & comparison purposes. Sampling precision observed during this procedure is reported below. Corrections are detailed in Appendix B.

1/3 Octave Band Center Frequency (Hz)	Sound Transmission Loss (dB)	Applicable Corrections	Δ TL (Eq. A2.5) (dB)	Repeatability (dB)
31.5	20	ZZ F	1.31	1.01
40	22	Z F	0.70	2.26
50	14		0.88	1.52
63	15		0.75	1.47
80	15		0.88	0.60
100	17		1.01	0.67
125	21		0.48	0.71
160	20		0.43	0.35
200	22		0.42	0.33
250	22		0.33	0.42
315	23		0.32	0.41
400	24		0.24	0.46
500	26		0.17	0.18
630	27		0.25	0.26
800	27		0.24	0.24
1000	27		0.20	0.27
1250	23		0.15	0.15
1600	21		0.16	0.12
2000	35		0.10	0.13
2500	37		0.10	0.19
3150	37		0.10	0.14
4000	41		0.09	0.17
5000	44		0.09	0.17
6300	45		0.13	0.21
8000	48		0.11	0.50
10000	47		0.12	1.21
12500	45		0.27	1.74



Test Report

Barrier
2022-03-31

RAL™-TL22-065
Page 10 of 12

APPENDIX B: Glossary of Standardized Corrections and Adjustments

Specimen: 2inch Barrier Fence System (EPS board insulation 26ga. steel cladding and SMP finish) (See Full Report)

Mark Interpretation

- A** Measured sound pressure levels in the receive room are within 10 dB of the ambient noise level at the marked frequency band. Receive room levels used to calculate Transmission Loss are corrected according to ASTM E90 Section 10.3.
- AA** Measured sound pressure levels in the receive room are within 5 dB of the ambient noise level at the marked frequency band. Receive room levels used to calculate Transmission Loss are corrected according to ASTM E90 Section 10.3.1. Transmission Loss values calculated from levels corrected this way will be less than or equal to Transmission Loss values from a hypothetical test using the same specimen and a receive room with idealized ambient sound levels of $(-\infty)$ dB.
- F** The reported Transmission Loss is within 10 dB of the laboratory flanking limit at the marked frequency band. The measured performance of the specimen may be limited by the performance of the laboratory building structure at this frequency band.
- Z** The reported Transmission Loss at the marked frequency band has been corrected according to ASTM E90 Section A3.2.7 to account for possible sound transmission through the filler assembly.
- ZZ** The reported Transmission Loss at the marked frequency band has been corrected according to ASTM E90 Section A3.2.8 to account for possible sound transmission through the filler assembly. Transmission Loss values corrected this way will be less than or equal to Transmission Loss values from a hypothetical test using the same specimen and an idealized filler assembly with a Sound Transmission Class rating of (∞) .

APPENDIX C: Glossary of Variability Metrics

Specimen: 2inch Barrier Fence System (EPS board insulation 26ga. steel cladding and SMP finish) (See Full Report)

ATL, the 95% confidence interval for reported transmission loss values, is calculated from the standard deviation of the sets of measurements for source room sound pressure level, receive room sound pressure level, and receive room sound absorption. This metric is calculated in an effort to quantify the combined influences of room geometry, microphone positioning, and other varying environmental conditions on reported results.

Repeatability, expressed as a 95% confidence interval, is calculated from the standard deviation of transmission loss as obtained from a set of six (6) consecutive tests conducted according to this test method by RAL on 2020-02-13. The tests were performed on a specimen composed of 24 gauge steel paneling, using the same test opening as used in this report. This metric provides an estimate of the variation in results that might be observed if the test were repeated with no change to the installed specimen. Note that repeatability will vary with the construction type.



Test Report

Barrier
2022-03-31

RAL™-TL22-065
Page 11 of 12

APPENDIX D: Determination of Outdoor Indoor Transmission Class (OITC)

Specimen: 2inch Barrier Fence System (EPS board insulation 26ga. steel cladding and SMP finish) (See Full Report)

The determination of the Outdoor Indoor Transmission Class (OITC) as reported below was made with explicit conformity to the procedures described in the ASTM E1332-16 test standard. Test Method ASTM E90-09 (2016) was used to obtain the sound transmission loss data. This rating is based on an average transportation noise source spectrum and an A-weighted sound level reduction, either of which may be inappropriate for some applications.

One-third Octave Band Center Frequency, Hz	Reference Sound Spectrum, dB	Test Specimen Transmission Loss, dB
80	103	15
100	102	17
125	101	21
160	98	20
200	97	22
250	95	22
315	94	23
400	93	24
500	93	26
630	91	27
800	90	27
1000	89	27
1250	89	23
1600	88	21
2000	88	35
2500	87	37
3150	85	37
4000	84	41

OITC = 24



Test Report

Barrier
2022-03-31

RAL™-TL22-065
Page 12 of 12

APPENDIX E: Instruments of Traceability

Specimen: 2inch Barrier Fence System (EPS board insulation 26ga. steel cladding and SMP finish) (See Full Report)

<u>Description</u>	<u>Model</u>	<u>Serial Number</u>	<u>Date of Certification</u>	<u>Calibration Due</u>
System 2	Type 3160-A-042	3160-106974	2021-08-13	2022-08-13
Bruel & Kjaer Mic And Preamp E	Type 4943-B-001	2311441	2021-04-16	2022-04-16
Bruel & Kjaer Pistonphone	Type 4228	2781248	2021-08-13	2022-08-13
EXTECH Hygro 663	SD700	A083663	2021-12-28	2022-12-28
EXTECH Hygro 639	SD700	A.103639	2021-11-30	2022-11-30

APPENDIX F: Revisions to Original Test Report

Specimen: 2inch Barrier Fence System (EPS board insulation 26ga. steel cladding and SMP finish) (See Full Report)

<u>Date</u>	<u>Revision</u>
2022-04-12	Original report issued

END